

The European Champions - Three Cushion

Dieter Haase



A. Aeberhardt (CH)



A. Lagache (FR)



J. Domingo (ES)



B. Wevers (NL)



R. Vingerhoedt (BE)



B. Siguret (FR)



J. Scherz (AT)



R. Ceulemans (BE)




A. de Paepe (BE)



T. Blomdahl (SE)



R. van Bracht (NL)



L. Blomdahl (SE)




J. Tijssens (NL)



J. Philipoom (BE)



D. Sanchez (ES)



S. Sayginer (TR)




F. Caudron (BE)



D. Jaspers (NL)



M. Naci Coklu (TR)



E. Merckx (BE)



F. Kasidokostas (GR)



M. Zanetti (IT)

The European Championships - Three Cushion

Results of the main tournaments

Matchpoints, (Setpoints), Points/Innings, General Average, Best Game, (Best Set), High Run

1) Amsterdam (NL) (25.-29.11.1932)

50 Pts.

1.	Alfred Aeberhard (CH)	14:2	399/605	0,659	0,862	6
2.	Hendrik Robijns (NL)	12:4	381/531	0,717	0,925	7
3.	Claudio Puigvert (ES)	10:6	378/616	0,613	0,877	6

2) Amsterdam (NL) (21.-25.3.1935)

50 Pts.

1.	Alfred Lagache (FR)	16:0	400/568	0,704	0,909	7
2.	Jacques Davin (FR)	12:4	378/551	0,686	0,925	7
3.	Emile Zaman (BE)	12:4	380/638	0,595	0,757	7

3) Angoulême (FR) (29.6.-2.7.1939)

50 Pts.

1.	Alfred Lagache (FR)	16:0	400/497	0,804	1,041	7
2.	Arie Bos (NL)	14:2	377/528	0,714	0,862	7
3.	Alfredo Ferraz (PT)	10:6	359/625	0,574	0,675	8

4) Bruxelles (BE) (22.-25.5.1947)

50 Pts.

1.	Alfred Lagache (FR)	11:3	342/442	0,773	1,111	6
2.	René Vingerhoedt (BE)	10:4	326/431	0,756	0,961	7
3.	Claudio Puigvert (ES)	10:4	333/501	0,664	0,757	5

5) Madrid (ES) (6.-10.5.1948)

50 Pts.

1.	Joaquin Domingo (ES)	14:2	389/495	0,785	1,136	8
2.	Roger Hanoun (FR)	14:2	384/464	0,827	1,219	6
3.	René Vingerhoedt (BE)	12:4	378/526	0,718	0,925	8

6) Angoulême (FR) (23.-26.2.1949)

50 Pts.

1.	Alfred Lagache (FR)	14:2	391/439	0,890	1,219	8
2.	René Vingerhoedt (BE)	13:3	379/516	0,734	0,980	6
3.	Marcel Lacroix (FR)	10:6	365/548	0,666	0,847	6

7) Amsterdam (NL) (2.-5.3.1950)

50 Pts.

1.	Bert Wevers (NL)	11:3	340/582	0,584	0,819	8
2.	Bernard Siguret (FR)	10:4	320/475	0,673	0,925	6
3.	Léonard Dessart (BE)	9:5	336/515	0,652	0,909	7

8) Antwerpen (BE) (8.-11.2.1951)

50 Pts.

1. René Vingerhoedt (BE)	14:0	350/391	0,895	1,020	9
2. Alfred Lagache (FR)	9:5	321/501	0,640	0,735	7
3. Léonard Dessart (BE)	8:6	311/443	0,702	1,020	8

9) Lausanne (CH) (15.-18.3.1952)

50 Pts.

1. René Vingerhoedt (BE)	14:0	350/342	1,023	1,428	11
2. August Tiedtke (DE)	10:4	324/401	0,807	0,980	8
3. Jan Broekhuizen (NL)	10:4	322/440	0,731	0,781	10

10) Madrid (ES) (28.-31.5.1953)

50 Pts.

1. René Vingerhoedt (BE)	14:0	350/348	1,005	1,428	8
2. August Tiedtke (DE)	9:5	341/428	0,796	0,943	7
3. António Ventura (ES)	8:6	306/450	0,680	0,877	5

11) Mannheim (DE) (1.-4.7.1954)

50 Pts.

1. René Vingerhoedt (BE)	16:0	400/336	1,190	1,515	8
2. Walter Lütgehetmann (DE)	12:4	362/419	0,863	1,388	9
3. Pierre Fauconnier (BE)	10:6	351/400	0,877	1,388	7

12) Amsterdam (NL) (10.-13.2.1955)

50 Pts.

1. René Vingerhoedt (BE)	13:1	350/344	1,017	1,388	8
2. Herman Popeijus (NL)	10:4	344/389	0,884	1,351	15
3. Walter Lütgehetmann (DE)	10:4	319/392	0,813	0,980	8

13) Saarbrücken (DE) (28.6.-1.7.1956)

50 Pts.

1. René Vingerhoedt (BE)	14:0	350/421	0,831	1,063	11
2. August Tiedtke (DE)	10:4	338/431	0,784	0,943	9
3. Pierre Fauconnier (BE)	8:6	293/390	0,751	1,086	9

14) Lissabon (PT) (21.-24.3.1957)

50 Pts.

1. Bernard Siguret (FR)	11:3	347/510	0,680	0,892	8
2. Jaime Pimenta (PT)	10:4	327/513	0,637	0,769	6
3. Johann Scherz (AT)	8:6	320/480	0,666	0,980	6

15) Antwerpen (BE) (10.-13.4.1957)

50 Pts.

1. René Vingerhoedt (BE)	11:3	329/411	0,800	1,136	7
2. August Tiedtke (DE)	10:4	332/407	0,815	1,250	8
3. Raymond Steylaerts (BE)	9:5	334/523	0,638	0,961	10

16) Cannes (FR) (27.-30.3.1958)

50 Pts.

1. Johann Scherz (AT)	15:1	400/443	0,902	1,315	10
2. August Tiedtke (DE)	13:3	379/439	0,863	1,063	8
3. René Vingerhoedt (BE)	11:5	374/395	0,946	1,724	11

17) Hilversum (NL) (12.-15.3.1959)

60 Pts.

1. René Vingerhoedt (BE)	16:0	480/461	1,041	1,363	9
2. August Tiedtke (DE)	12:4	451/482	0,935	1,428	10
3. Bernard Siguret (FR)	10:6	442/517	0,854	1,200	9

18) Düsseldorf (DE) (6.-10.1.1960)

60 Pts.

1. René Vingerhoedt (BE)	14:0	420/380	1,105	1,250	7
2. August Tiedtke (DE)	12:2	415/418	0,992	1,333	8
3. Laurent Boulanger (BE)	8:6	370/372	0,994	1,333	9

19) Triest (IT) (9.-12.3.1961)

60 Pts.

1. Johann Scherz (AT)	14:0	420/420	1,000	1,200	7
2. Henny de Ruijter (NL)	12:2	406/510	0,796	1,034	10
3. Raymond Ceulemans (BE)	10:4	374/403	0,928	1,090	9

20) Kaatsheuvel (NL) (7.-11.3.1962)

60 Pts.

1. Raymond Ceulemans (BE)	14:2	472/407	1,159	1,714	11
2. Johann Scherz (AT)	12:4	447/440	1,015	1,250	8
3. Herman Popeijus (NL)	11:5	454/510	0,890	1,071	11

21) Bruxelles (BE) (27.-31.3.1963)

60 Pts.

1. Raymond Ceulemans (BE)	14:2	468/378	1,238	1,463	11
2. Johann Scherz (AT)	14:2	474/462	1,025	1,304	13
3. Raymond Steylaerts (BE)	12:4	461/484	0,952	1,224	8

22) Kopenhagen (DK) (22.-26.1.1964)

60 Pts.

1. Raymond Ceulemans (BE)	16:0	480/401	1,197	1,764	17
2. Johann Scherz (AT)	12:4	438/500	0,876	1,200	9
3. Raymond Steylaerts (BE)	10:6	447/530	0,843	1,111	7

23) Wien (AT) (18.-21.3.1965)

60 Pts.

1. Raymond Ceulemans (BE)	14:0	420/362	1,160	1,818	9
2. Johann Scherz (AT)	12:2	394/374	1,053	1,304	9
3. Roger Hanoun (FR)	8:6	368/399	0,922	1,200	10

24) Lissabon (PT) (8.-11.12.1965)					60 Pts.
1. Raymond Ceulemans (BE)	16:0	480/338	1,420	2,068	15
2. Johann Scherz (AT)	12:4	460/527	0,872	1,052	8
3. Jan Doggen (NL)	10:6	440/549	0,801	0,882	10

25) Angoulême (FR) (28.3.-2.4.1967)					60 Pts.
1. Raymond Ceulemans (BE)	18:2	588/469	1,253	1,621	11
2. Fernand van Barel (BE)	16:4	546/562	0,971	1,538	8
3. Johann Scherz (AT)	16:4	584/632	0,924	1,276	7

26) Madrid (ES) (12.-17.3.1968)					60 Pts.
1. Raymond Ceulemans (BE)	20:0	600/435	1,379	1,818	15
2. Johann Scherz (AT)	16:4	567/505	1,122	1,538	13
3. Laurent Boulanger (BE)	14:6	552/480	1,150	1,538	8

27) Den Haag (NL) (15.-19.1.1969)					60 Pts.
1. Raymond Ceulemans (BE)	19:1	600/390	1,538	2,222	14
2. Laurent Boulanger (BE)	19:1	600/511	1,174	1,500	9
3. Johann Scherz (AT)	16:4	582/544	1,069	1,333	12

28) Tournai (BE) (23.-26.4.1970)					60 Pts.
1. Raymond Ceulemans (BE)	12:2	418/306	1,366	1,764	8
2. Johann Scherz (AT)	10:4	400/396	1,010	1,090	7
3. August Tiedtke (DE)	10:4	379/468	0,809	0,937	7

29) Geel (BE) (20.-24.1.1971)					60 Pts.
1. Raymond Ceulemans (BE)	18:0	540/333	1,621	1,935	14
2. Johann Scherz (AT)	15:3	513/449	1,142	2,400	9
3. Laurent Boulanger (BE)	13:5	480/461	1,041	1,363	9

30) Dortmund (DE) (9.-13.2.1972)					60 Pts.
1. Raymond Ceulemans (BE)	14:2	479/319	1,501	2,857	15
2. Peter Thøgersen (DK)	13:3	479/528	0,907	1,176	9
3. Rini van Bracht (NL)	12:4	428/445	0,961	1,304	7

31) Crosne (FR) (22.-26.11.1972)					60 Pts.
1. Arnold de Paepe (BE)	16:2	537/571	0,940	1,395	8
2. Ludo Dielis (BE)	14:4	508/536	0,947	1,224	8
3. Roland Dufetelle (FR)	13:5	519/597	0,869	1,132	9

32) Eeklo (BE) (11.-16.12.1973)					60 Pts.
1. Raymond Ceulemans (BE)	22:0	660/432	1,527	2,222	20
2. Ludo Dielis (BE)	18:4	628/565	1,111	2,000	10
3. Richard Bitalis (FR)	16:6	624/612	1,019	1,428	9

33) Rotterdam (NL) (10.-15.12.1974)					60 Pts.
1. Raymond Ceulemans (BE)	20:2	651/463	1,406	1,935	12
2. Rini van Bracht (NL)	18:4	615/626	0,982	1,578	11
3. Laurent Boulanger (BE)	16:6	622/488	1,274	1,538	10

34) Valencia (ES) (2.-7.3.1976)					60 Pts.
1. Raymond Ceulemans (BE)	22:0	660/422	1,563	2,222	13
2. Ludo Dielis (BE)	16:6	587/591	0,993	1,395	11
3. Johann Scherz (AT)	15:7	630/577	1,091	1,428	8

35) Lausanne (CH) (25.-30.1.1977)					60 Pts.
1. Raymond Ceulemans (BE)	20:2	655/500	1,310	1,818	10
2. Ludo Dielis (BE)	18:4	638/594	1,074	1,276	9
3. Johann Scherz (AT)	18:4	620/610	1,016	1,276	11

36) Kopenhagen (DK) (21.-26.2.1978)					60 Pts.
1. Raymond Ceulemans (BE)	20:2	651/441	1,476	1,935	10
2. Peter Thøgersen (DK)	16:6	603/563	1,071	1,463	10
3. Ludo Dielis (BE)	16:6	609/574	1,060	1,500	7

37) Düren (DE) (6.-11.3.1979)					60 Pts.
1. Raymond Ceulemans (BE)	22:0	660/482	1,369	2,000	10
2. Johann Scherz (AT)	18:4	639/603	1,059	1,500	8
3. Egidio Vierat (FR)	16:6	634/616	1,029	1.333	8

38) Helsingborg (SE) (18.-23.3.1980)					60 Pts.
1. Raymond Ceulemans (BE)	21:1	660/420	1,571	2,068	12
2. Johann Scherz (AT)	17:5	611/624	0,979	1,463	8
3. Christ van der Smissen (NL)	16:6	610/548	1,113	1,875	14

39) Wien (AT) (18.-22.3.1981)					60 Pts.
1. Raymond Ceulemans (BE)	20:0	600/434	1,382	2,068	11
2. Raymond Steylaerts (BE)	15:5	576/712	0,808	0,967	6
3. Piet de Jong (NL)	12:8	534/690	0,773	1,034	9

40) Porto (PT) (23.-28.3.1982)							60 Pts.
1. Raymond Ceulemans (BE)	18:2	598/438	1,365	1,818	12		
2. Johann Scherz (AT)	16:4	583/518	1,125	1,666	12		
3. Ludo Dielis (BE)	12:8	558/471	1,184	1,463	14		

41) Dunkerque (FR) (27.-30.1.1983)							60 Pts.
1. Raymond Ceulemans (BE)	16:0	480/354	1,355	1,666	17		
2. Torbjörn Blomdahl (SE)	12:4	456/418	1,090	1,463	12		
3. Egidio Vierat (FR)	10:6	453/444	1,020	1,111	8		

42) Leuven (BE) (8.-11.3.1984)							Sets à 25 Pts.
1. Rini van Bracht (NL)	9:1	16:4	228/191	1,193	1,428	2,272	8
2. Egidio Vierat (FR)	8:2	15:5	232/237	0,978	1,162	1,470	7
3. Günter Siebert (DE)	7:3	12:8	232/220	1,054	1,515	1,666	9

43) Amersfoort (NL) (22.-24.3.1985)							50 Pts.
1. Torbjörn Blomdahl (SE)	12:0	300/226	1,327	1,851	10		
2. Rini van Bracht (NL)	10:2	280/259	1,081	2,000	8		
3. Raymond Ceulemans (BE)	10:2	298/236	1,262	1,923	11		

44) Bad Mondorf (LU) (29.1.-2.2.1986)							50 Pts.
1. Torbjörn Blomdahl (SE)	12:0	300/246	1,219	1,470	10		
2. Avelino Rico (ES)	8:4	294/286	1,027	1,219	8		
3. Jorge Theriaga (PT)	10:2	270/249	1,084	1,315	8		

45) Waalwijk (NL) (5.-8.3.1987)							50 Pts.
1. Raymond Ceulemans (BE)	14:0	350/248	1,411	1,923	8		
2. Torbjörn Blomdahl (SE)	10:4	328/260	1,261	1,515	10		
3. Ludo Dielis (BE)	12:2	340/294	1,156	1,612	10		

46) Vejle (DK) (10.-13.3.1988)							Sets à 15 Pts.
1. Torbjörn Blomdahl (SE)	14:0	21:1	324/215	1,506	2,647	3,750	14
2. Raymond Ceulemans (BE)	12:2	19:7	350/237	1,476	3,000	5,000	?
3. Christ van der Smissen (NL)	10:4	18:10	357/297	1,202	1,607	2,500	?

47) Viersen (DE) (16.-19.3.1989)							Sets à 15 Pts.
1. Lennart Blomdahl (SE)	10:4	18:10	377/343	1,099	1,500	3,000	7
2. Richard Bitalis (FR)	12:2	19:8	363/275	1,324	1,750	3,750	12
3. Torbjörn Blomdahl (SE)	10:4	19:10	386/315	1,225	1,551	2,500	8

48) Norköping (SE) (15.-18.3.1990)

Sets à 15 Pts.

1. Torbjörn Blomdahl (SE)	12:2	20:6	353/246	1,434	1,785	15,000	15
2. Dick Jaspers (NL)	10:4	18:9	339/244	1,389	2,240	?	13
3. Paul Stroobants (BE)	10:4	18:12	368/324	1,135	1,285	?	8

49) Doordrecht (NL) (14.-17.3.1991)

Sets à 15 Pts.

1. Torbjörn Blomdahl (SE)	10:0	15:5	280/158	1,772	2,000	3,750	8
2. Dick Jaspers (NL)	8:2	14:8	280/185	1,513	2,413	3,000	11
3. Raymond Ceulemans (BE)	10:2	15:5	264/146	1,808	2,000	3,750	10

50) Kairo (EG) (15.-18.4.1992)

Sets à 15 Pts.

1. Raymond Ceulemans (BE)	10:2	14:5	260/201	1,293	1,628	3,750	9
2. Francis Connesson (FR)	8:4	12:8	260/211	1,232	2,142	3,750	9
3. Marco Zanetti (IT)	10:2	13:5	243/214	1,135	1,764	1,875	10

51) Corbeil-Essonnes (FR) (28.-30.5.1993)

Sets à 15 Pts.

1. Rini van Bracht (NL)	10:0	15:6	282/235	1,200	1,730	3,750	11
2. Maximo Aguirre (DE)	8:2	14:8	290/290	1,000	1,388	1,875	6
3. Paul Stroobants (BE)	8:2	12:8	250/207	1,207	1,382	2,500	11

52) Odense (DK) (1.-3.4.1994)

Sets à 15 Pts.

1. John Tjssens (NL)	10:0	15:5	271/248	1,092	1,323	?	7
2. Andreas Efler (CH)	8:2	14:8	293/294	0,996	1,236	?	9
3. Dion Nelin (DK)	8:2	14:7	271/220	1,231	1,487	?	8

53) Praha (CZ) (14.-16.9.1995)

Sets à 15 Pts.

1. Jozef Philipoom (BE)	10:0	15:5	272/226	1,203	1,472	1,875	8
2. Hans Laursen (DK)	8:2	13:7	268/228	1,175	1,416	2,500	10
3. John Tjssens (NL)	6:2	10:4	187/178	1,050	1,730	2,500	9

54) Bad Mondorf (LU) (11.-13.4.1997)

Sets à 15 Pts.

1. Daniel Sanchez (ES)	10:0	15:5	267/169	1,579	2,173	7,500	13
2. Jean-Christophe Roux (FR)	8:2	12:7	219/167	1,311	2,130	3,750	11
3. Dion Nelin (DK)	6:2	10:5	199/147	1,353	1,406	7,500	12
Peter de Backer (BE)	6:2	10:7	191/163	1,171	1,666	2,142	7

55) Aubagne (FR) (1.-3.5.1998)

Sets à 15 Pts.

1. Torbjörn Blomdahl (SE)	10:0	15:4	253/177	1,429	1,689	3,750	9
2. Martin Horn (DE)	8:2	12:9	262/190	1,378	2,000	2,500	9
3. Dick Jaspers (NL)	6:2	10:5	209/132	1,583	1,882	7,500	14
Daniel Sanchez (ES)	6:2	10:5	189/124	1,524	1,757	5,000	10

56) Porto (PT) (30.4.-2.5.1999)

Sets à 15 Pts.

1. Semih Sayginer (TR)	10:0	15:2	242/154	1,571	2,142	3,750	8
2. Dion Nelin (DK)	8:2	12:8	229/169	1,355	1,740	2,500	8
3. Jorge Theriaga (PT)	6:2	11:4	200/150	1,333	1,666	3,000	14
Dick Jaspers (NL)	6:2	9:5	181/125	1,448	1,864	3,000	7

57) Madrid (ES) (5.-7.5.2000)

Sets à 15 Pts.

1. Daniel Sanchez (ES)	10:0	15:7	298/193	1,544	1,966	15,000	15
2. Semih Sayginer (TR)	8:2	14:7	276/176	1,568	2,647	7,500	10
3. Eddy Leppens (BE)	6:2	10:5	189/147	1,285	1,666	2,500	9
Raimond Burgman (NL)	6:2	9:6	174/145	1,200	1,571	2,142	8

58) Odense (DK) (4.-6.5.2001)

Sets à 15 Pts.

1. Torbjörn Blomdahl (SE)	10:0	15:2	237/106	2,235	2,812	3,750	9
2. Tonny Carlsen (DK)	8:2	12:9	268/202	1,326	1,641	2,500	7
3. Dion Nelin (DK)	6:2	11:5	194/134	1,447	1,956	3,750	9
Dick Jaspers (NL)	6:2	9:4	160/87	1,839	2,368	3,750	8

59) Izmir (TR) (1.-3.5.2002)

Sets à 15 Pts.

1. Frédéric Caudron (BE)	10:0	15:8	296/171	1,730	2,142	5,000	14
2. Tonny Carlsen (DK)	8:2	14:7	253/169	1,497	1,964	7,500	11
3. Torbjörn Blomdahl (SE)	6:2	11:4	200/135	1,481	1,875	3,000	9
Jacob Haack-Sørensen (DK)	6:2	11:6	218/156	1,397	1,785	3,750	9

60) Göynük (TR) (1.-4.5.2003)

Sets à 15 Pts.

1. Dick Jaspers (NL)	12:2	16:5	277/151	1,834	2,259	5,000	10
2. Frédéric Caudron (BE)	10:4	16:9	302/162	1,864	3,461	7,500	14
3. Marco Zanetti (IT)	10:2	13:7	260/131	1,984	2,727	5,000	11
Martin Horn (DE)	8:4	11:9	254/173	1,468	2,727	3,750	7

61) Ölüdeniz (TR) (29.4.-2.5.2004)

Sets à 15 Pts.

1. Murat Naci Coklu (TR)	12:2	16:8	304/184	1,652	2,590	7,500	13
2. Martin Horn (DE)	10:4	14:10	307/226	1,358	1,617	3,750	12
3. Torbjörn Blomdahl (SE)	10:2	13:5	232/139	1,669	5,000	7,500	14
Daniel Sanchez (ES)	10:2	13:6	239/160	1,493	2,142	3,000	7

62) Espinho (PT) (11.-15.5.2005)

Sets à 15 Pts.

1. Torbjörn Blomdahl (SE)	14:0	18:4	309/188	1,643	3,055	3,750	12
2. Frédéric Caudron (BE)	10:4	14:10	280/210	1,333	1,666	3,000	9
3. Dick Jaspers (NL)	8:4	13:6	242/126	1,920	3,333	7,500	13
Brian Knudsen (DK)	8:4	12:7	229/162	1,413	1,875	3,000	8

63) Antalya (TR) (10.-14.5.2006)

Sets à 15 Pts.

1. Frédéric Caudron (BE)	14:0	18:7	308/159	1,937	2,533	3,750	10
2. Semih Sayginer (TR)	12:2	17:7	321/167	1,922	2,727	3,750	11
3. Daniel Sanchez (ES)	10:2	14:7	280/158	1,772	2,307	7,500	11
Dick Jaspers (NL)	8:4	11:9	248/146	1,698	2,500	3,750	14

64) Salon de Provence (FR) (17.-20.5.2007)

Sets à 15 Pts.

1. Eddy Merckx (BE)	14:0	18:5	312/182	1,714	2,111	3,750	12
2. Frédéric Caudron (BE)	12:2	17:7	314/160	1,962	3,000	5,000	13
3. Daniel Sanchez (ES)	10:2	14:6	259/161	1,608	2,307	3,750	11
Dick Jaspers (NL)	8:4	11:6	214/115	1,860	2,650	7,500	13

65) Florange (FR) (5.-8.6.2008)

Sets à 15 Pts.

1. Dick Jaspers (NL)	14:0	18:3	295/136	2,169	5,625	15,000	15
2. Torbjörn Blomdahl (SE)	12:2	15:7	285/183	1,557	2,120	3,000	8
3. Marco Zanetti (IT)	10:2	13:6	249/189	1,317	1,666	7,500	15
Roland Forthomme (BE)	6:6	9:9	224/161	1,391	1,607	2,500	12

66) Odense (DK) (21.-24.5.2009)

Sets à 15 Pts.

1. Daniel Sanchez (ES)	12:2	17:7	317/170	1,864	3,000	5,000	9
2. Frédéric Caudron (BE)	10:4	16:6	287/163	1,760	3,052	5,000	12
3. Torbjörn Blomdahl (SE)	10:2	12:7	231/150	1,540	3,750	15,000	15
Tayfun Tasdemir (TR)	10:2	12:7	236/170	1,388	2,000	2,500	7

67) St. Wendel (DE) (24.-27.6.2010)

Sets à 15 Pts.

1. Dick Jaspers (NL)	14:0	18:6	321/148	2,168	3,124	15,000	15
2. Eddy Merckx (BE)	12:2	17:7	310/196	1,581	2,000	5,000	12
3. Marco Zanetti (IT)	10:2	14:4	255/127	2,007	2,727	5,000	11
Tayfun Tasdemir (TR)	10:2	14:7	270/189	1,428	1,791	3,750	12

68) Porto (PT) (16.-19.6.2011)

Sets à 15 Pts.

1. Dick Jaspers (NL)	14:0	18:4	302/176	1,715	2,812	3,750	10
2. Eddy Merckx (BE)	12:2	15:7	287/189	1,518	1,875	2,500	10
3. Torbjörn Blomdahl (SE)	10:2	13:6	250/151	1,655	1,866	2,500	9
Frédéric Caudron (BE)	10:2	12:5	230/141	1,631	1,875	3,000	11

69) Istanbul (TR) (24.-27.5.2012)

30/40 Pts.

1. Filipos Kasidokostas (GR)	12:2	241/134	1,798	2,352	13
2. Raimond Burgman (NL)	12:2	236/161	1,465	1,739	10
3. Martin Horn (DE)	10:2	207/123	1,682	2,727	11
Murat Naci Coklu (TR)	8:4	181/114	1,587	2,500	10

70) Brandenburg (DE) (12.-14.4.2013)

30/40 Pts.

1. Marco Zanetti (IT)	10:0	200/80	2,500	3,333	14
2. Christian Rudolph (DE)	8:2	170/116	1,465	2,352	9
3. Frédéric Caudron (BE)	6:2	157/84	1,869	2,000	28
Glenn Hofman (NL)	6:2	143/135	1,059	1,600	5

71) Brandenburg (DE) (24.-26.4.2015)

30/40 Pts.

1. Torbjörn Blomdahl (SE)	10:0	200/115	1,739	2,352	9
2. Eddy Merckx (BE)	8:2	191/79	2,417	4,000	9
3. Dick Jaspers (NL)	6:2	135/82	1,646	1,739	8
Adnan Yüksel (TR)	6:2	134/101	1,326	1,739	8

72) Brandenburg (DE) (28.-30.4.2017)

30/40 Pts.

1. Marco Zanetti (IT)	10:0	200/101	1,980	3,636	17
2. Frédéric Caudron (BE)	8:2	174/90	1,933	2,352	12
3. Dick Jaspers (NL)	6:2	150/83	1,807	2,500	11
David Martinez (ES)	6:2	149/109	1,366	1,739	8

73) Brandenburg (DE) (2.-4.5.2019)

30/40 Pts.

1. Dick Jaspers (NL)	10:0	200/85	2,352	5,000	13
2. Marco Zanetti (IT)	8:2	191/98	1,945	2,666	16
3. Murat Naci Coklu (TR)	6:2	148/79	1,873	3,076	9
Rubén Legazpi (ES)	6:2	135/81	1,666	1,904	8

74) Berlicum (NL) (14.-18.6.2022)

40/50 Pts.

1. Daniel Sanchez (ES)	10:0	250/114	2,192	2,631	9
2. Dick Jaspers (NL)	8:2	235/99	2,373	3,333	12
3. Semih Sayginer (TR)	6:2	183/86	2,127	2,500	13
Martin Horn (DE)	6:2	192/105	1,828	2,631	13

75) Antalya (TR) (13.-15.4.2023)

40/50 Pts.

1. Marco Zanetti (IT)	10:0	250/128	1,953	2,500	21
2. Berkay Karakurt (TR)	8:2	246/145	1,696	2,380	10
3. Daniel Sanchez (ES)	6:2	191/110	1,736	2,083	11
Torbjörn Blomdahl (SE)	6:2	173/121	1,429	1,923	10

76) Ankara (TR) (18.-21.4.2024)

40/50 Pts.

1. Torbjörn Blomdahl (SE)	10:0	250/152	1,644	2,083	10
2. Martin Horn (DE)	8:2	248/166	1,493	1,785	12
3. Ruben Legazpi (ES)	6:2	193/113	1,707	2,083	13
Jeffrey Jorissen (NL)	6:2	193/133	1,451	2,173	12

© Copyright by

