



The European Champions - Three Cushion Juniors


Dieter Haase



S. Hebert (SE)



D. Sanchez (ES)



B. Knudsen (DK)



D. Nelin (DK)




J. Yeste (ES)



J. Loncelle (BE)



N. Polychronopoulos (GR)



P. Ceulemans (BE)



F. Mottet (BE)



R. Legazpi (ES)




F. Kasidokostas (GR)



N. Zijkerbuijk (NL)



J. Palazon (ES)



A. Ortiz (ES)



G. Hofman (NL)



D. Martinez (ES)



D. Zapata (ES)



Ö. Karakurt (TR)



A. Montes (ES)



B. Karakurt (TR)



A. Carrión (ES)



C. Anguita (ES)



G. Marechal (FR)



M. Panaia (FR)




D. Akkoca (TR)



S. Özbas (TR)

The European Champions - Three Cushion Juniors (U 25)



I. Mayor (ES)



B. Hashas (TR)

The European Championships - Three Cushion Juniors

Results of the main tournaments

Matchpoints, (Setpoints), Points/Innings, General Average, Best Game, (Best Set), High Run

1) Lausanne (CH) (18.-21.2.1971)

40 Pts.

1. Sten Hebert (SE)	13:1	280/470	0,595	0,909	6
2. Francis Connesson (FR)	12:2	276/423	0,652	0,975	5
3. Kjeld Søgaard (DK)	11:3	278/432	0,643	0,975	6

2) Barcelona (ES) (14.-16.2.1992)

Sets à 15 Pts.

1. Daniel Sánchez (ES)	12:2	12:3	211/167	1,263	2,500	?	12
2. Roland Forthomme (BE)	10:4	11:5	207/183	1,131	1,666	?	7
3. Dick van Uum (NL)	10:4	11:4	207/233	0,888	1,764	?	6

3) Aalborg (DK) (20.-21.2.1993)

Sets à 15 Pts.

1. Brian Knudsen (DK)	12:0	12:1	187/148	1,263	1,764	5,000	7
2. Dion Nelin (DK)	8:4	8:4	150/136	1,102	1,666	1,875	9
3. Thomas Larsen (DK)	8:4	8:5	171/167	1,023	1,111	1,250	9

4) Krefeld (DE) (18.-20.2.1994)

Sets à 15 Pts.

1. Brian Knudsen (DK)	10:2	10:5	184/189	0,973	1,578	2,500	9
2. Dion Nelin (DK)	10:2	11:3	198/173	1,144	1,333	3,000	8
3. Danny Jansen (BE)	10:2	11:5	217/256	0,847	1,764	3,750	6

5) Budapest (HU) (3.-5.2.1995)

Sets à 15 Pts.

1. Daniel Sánchez (ES)	12:0	12:2	202/169	1,195	1,727	3,000	8
2. Dion Nelin (DK)	10:2	11:5	214/169	1,266	2,500	3,000	10
3. Nikos Polychronopoulos (GR)	8:4	8:4	147/173	0,849	1,304	1,500	7

6) Marl (DE) (9.-11.2.1996)

Sets à 15 Pts.

1. Dion Nelin (DK)	12:0	12:1	194/139	1,395	2,142	2,500	9
2. Arnim Kahofer (AT)	6:6	8:7	173/226	0,765	0,833	1,071	7
3. Michel van Camp (BE)	8:4	9:7	194/259	0,749	0,909	1,875	7

7) Berkel-Enschot (NL) (14.-16.2.1997)

Sets à 15 Pts.

1. Javier Yeste (ES)	12:0	12:3	205/175	1,171	1,750	2,142	10
2. Johan Loncelle (BE)	10:2	11:2	175/142	1,232	1,578	2,500	8
3. Nikos Polychronopoulos (GR)	10:2	10:5	191/220	0,868	1,310	1,666	6

8) Grubbenvorst (NL) (13.-15.3.1998)

Sets à 15 Pts.

1. Johan Loncelle (BE)	12:0	12:2	189/152	1,243	1,650	2,142	8
2. Nikos Polychronopoulos (GR)	10:2	11:4	201/168	1,196	2,000	3,000	10
3. Thorsten Frings (DE)	10:2	10:6	187/238	0,785	1,241	1,666	8

9) Murcia (ES) (12.-14.2.1999)

Sets à 15 Pts.

1. Nikos Polychronopoulos (GR)	12:0	12:4	222/201	1,104	1,666	2,142	7
2. Jérémy Bury (FR)	8:4	8:5	170/217	0,783	1,304	1,875	6
3. Raúl Hernández (ES)	8:4	9:4	166/163	1,018	1,764	2,500	9

10) St. Mihiel (FR) (11.-13.2.2000)

Sets à 15 Pts.

1. Johan Loncelle (BE)	12:0	12:1	193/153	1,261	1,578	2,142	8
2. Thorsten Frings (DE)	8:4	8:5	165/162	1,018	1,200	2,500	5
3. Brian Hansen (DK)	8:4	9:5	197/181	1,088	1,578	3,000	10

11) Billy-Montigny (FR) (23.-25.2.2001)

Sets à 15 Pts.

1. Peter Ceulemans (BE)	10:2	11:3	205/206	0,995	1,363	2,142	8
2. Michael Lohse (DK)	10:2	11:4	201/208	0,966	1,363	1,500	5
3. Filipos Kasidokostas (GR)	8:4	9:5	185/191	0,968	1,764	1,875	7

12) Leuven (BE) (15.-17.2.2002)

Sets à 15 Pts.

1. Frédéric Mottet (BE)	10:2	10:4	181/188	0,962	1,500	3,750	11
2. Filipos Kasidokostas (GR)	10:2	10:3	181/143	1,265	1,764	2,500	11
3. Peter Ceulemans (BE)	8:2	8:3	148/137	1,080	1,500	3,000	9
Rubén Legazpi (ES)	6:4	7:5	162/193	0,839	1,200	1,500	7

13) Coburg (DE) (7.-9.2.2003)

Sets à 15 Pts.

1. Rubén Legazpi (ES)	12:0	12:2	198/177	1,118	1,764	3,000	10
2. Wesley Dejaeger (BE)	8:4	9:5	180/204	0,882	1,304	1,666	7
3. Sergio Jiménez (ES)	8:2	8:4	167/178	0,938	1,500	1,666	8
Mehmet Can Capak (TR)	6:4	7:4	135/117	1,153	1,304	2,142	6

14) Hoogeveen (NL) (6.-8.2.2004)

Sets à 15 Pts.

1. Filipos Kasidokostas (GR)	12:0	12:2	204/162	1,259	1,428	2,500	9
2. Sergio Jiménez (ES)	8:4	9:5	179/152	1,177	1,875	3,000	7
3. Carlos Crespo (ES)	8:2	9:4	164/164	1,000	1,413	2,500	7
Jeffrey Jorissen (NL)	6:4	7:4	139/155	0,896	1,071	1,250	5

15) Cabestany (FR) (25.-27.2.2005)

Sets à 15 Pts.

1. Nick Zuijkerbuijk (NL)	10:2	10:3	171/191	0,895	1,500	2,500	7
2. Steven van Acker (BE)	8:4	9:4	174/230	0,756	1,363	1,666	6
3. Javier Palazón (ES)	8:2	8:2	144/154	0,935	1,200	1,500	7
Thierry Amar (FR)	6:4	6:5	127/177	0,717	0,930	3,750	7

16) Divion (FR) (17.-19.2.2006)

Sets à 15 Pts.

1. Javier Palazón (ES)	10:2	10:3	177/161	1,099	1,363	2,500	9
2. Nick Zuijkerbuijk (NL)	8:4	8:7	193/204	0,946	1,153	1,500	8
3. Thierry Amar (FR)	8:2	8:4	168/166	1,012	1,304	2,142	8
Thomas Knudsen (DK)	6:4	6:4	129/127	1,015	1,304	1,500	7

17) Brügge (BE) (8.-10.2.2008)

Sets à 15 Pts.

1. Antonio Ortiz (ES)	10:2	10:3	180/186	0,967	1,764	2,500	9
2. Javier Palazón (ES)	10:2	12:3	212/173	1,225	1,666	3,750	10
3. Pierre Soumagne (FR)	8:2	9:3	163/193	0,844	1,073	2,142	6
Cédric Melnytschenko (FR)	8:2	8:2	144/174	0,827	1,200	1,363	6

18) Krefeld (DE) (13.-15.2.2009)

Sets à 15 Pts.

1. Glenn Hofman (NL)	12:0	15:5	270/258	1,046	1,657	2,500	7
2. Javier Palazón (ES)	10:2	14:6	250/212	1,179	1,764	5,000	9
3. Antonio Ortiz (ES)	8:2	9:5	190/212	0,896	1,363	2,142	7
Tolgahan Kiraz (TR)	8:2	10:7	211/257	0,821	1,578	1,666	6

19) Antalya (TR) (19.-21.2.2010)

Sets à 15 Pts.

1. David Martinez (ES)	12:0	15:2	248/239	1,037	1,200	1,875	7
2. Kenny Miatton (BE)	10:2	12:7	245/316	0,775	1,304	1,875	7
3. Ömer Karakurt (TR)	8:2	10:4	197/179	1,100	1,387	2,142	8
Glenn Hofman (NL)	8:2	9:5	191/171	1,116	1,500	1,666	8

20) Athen (GR) (11.-13.3.2011)

Sets à 15 Pts.

1. Glenn Hofman (NL)	12:0	15:2	246/188	1,308	2,638	3,000	7
2. David Martinez (ES)	10:2	12:5	224/204	1,098	1,261	3,000	6
3. Dustin Jäschke (DE)	8:2	10:6	181/207	0,874	0,967	1,500	5
Ömer Karakurt (TR)	8:2	10:7	216/272	0,794	1,000	1,363	9

21) Alcamo (IT) (24.-26.2.2012)

25/30 Pts.

1. David Zapata (ES)	10:2		161/97	1,659	2,727		11
2. Ömer Karakurt (TR)	10:2		153/148	1,033	1,388		9
3. David Martinez (ES)	6:4		118/114	1,035	1,666		9
Jens van Dam (NL)	6:4		109/140	0,778	1,086		6

22) Brandenburg (DE) (12.-13.4.2013)

25/30 Pts.

1.	Ömer Karakurt (TR)	12:0	165/162	1,018	1,500	7
2.	David Zapata (ES)	10:2	155/142	1,091	1,923	6
3.	David Martinez (ES)	8:2	133/109	1,220	1,785	7
	Wesley van Apers (BE)	6:4	101/184	0,548	0,810	4

23) Zevenbergen (NL) (18.-20.4.2014)

25/30 Pts.

1.	Antonio Montes (ES)	12:0	165/129	1,279	2,272	6
2.	Adrien Tachoire (FR)	8:4	151/168	0,898	1,250	7
3.	Wesley van Apers (BE)	8:2	121/181	0,668	0,810	6
	Berkay Karakurt (TR)	6:4	133/111	1,198	2,272	9

24) Brandenburg (DE) (24.-26.4.2015)

25/30 Pts.

1.	Berkay Karakurt (TR)	12:0	165/166	0,993	1,470	9
2.	Matthieu Franck (FR)	10:2	155/195	0,794	1,304	5
3.	Gwendal Marechal (FR)	8:2	116/124	0,935	1,153	7
	Joao Pedro Ferreira (PT)	8:2	133/161	0,826	1,111	5

25) Murcia (ES) (3.-5.6.2016)

25/30 Pts.

1.	Andrés Carrión (ES)	12:2	188/179	1,050	1,363	6
2.	Tom Löwe (DE)	8:4	152/136	1,117	1,785	9
3.	Patrick Butora (AT)	6:4	109/134	0,813	1,250	6
	Carlos Anguita (ES)	6:6	139/140	0,992	1,470	5

26) Brandenburg (DE) (28.-30.4.2017)

25/30 Pts.

1.	Carlos Anguita (ES)	12:0	165/161	1,024	1,304	6
2.	Adrien Tachoire (FR)	10:2	153/170	0,900	1,250	7
3.	Tobias Bouerdick (DE)	6:4	123/170	0,723	0,769	5
	Mario Mercader (ES)	6:4	117/171	0,684	0,757	5

27) Ronchin (FR) (30.3.-3.4.2018)

25/30 Pts.

1.	Gwendal Marechal (FR)	12:0	165/165	1,000	2,142	8
2.	Carlos Anguita (ES)	8:4	142/166	0,855	1,250	6
3.	Stef van Hees (BE)	8:2	112/133	0,842	1,250	6
	Dimitrios Selevantas (GR)	6:4	127/173	0,734	1,034	6

28) Brandenburg (DE) (1.-2.5.2019)

25/30 Pts.

1.	Maxime Panaia (FR)	12:0	165/121	1,363	2,272	10
2.	Nikolaus Kogelbauer (AT)	10:2	165/158	1,044	1,190	8
3.	Alessio d'Agata (IT)	8:2	130/152	0,855	1,041	6
	Emanuele Criscino (IT)	7:3	128/163	0,785	1,071	7

29) Desio (IT) (7.-10.4.2022)

25/35 Pts.

1. Denizcan Akkoca (TR)	12:0	190/184	1,032	1,315	9
2. Nikolaus Kogelbauer (AT)	10:2	187/156	1,198	1,470	12
3. Ivan Mayor (ES)	8:2	145/141	1,028	1,521	9
Christos Falangas (GR)	7:3	130/159	0,817	0,921	7

30) Verderio (IT) (27.-30.4.2023)

25/35 Pts.

1. Denizcan Akkoca (TR)	12:0	190/165	1,151	1,400	10
2. Abdullah Kaya (TR)	8:4	176/164	1,073	2,187	9
3. Dimitrios Selevantas (GR)	8:2	147/123	1,195	1,521	7
Marcos Morales (ES)	8:2	152/129	1,178	2,058	6

31) Los Alcázares / Murcia (ES) (29.3.-1.4.2024)

25/35 Pts.

1. Seymen Özbas (TR)	12:0	190/147	1,292	1,932	8
2. Amir Ibraimov (DE)	10:2	184/212	0,867	1,590	8
3. Denizcan Akkoca (TR)	8:2	150/140	1,071	1,315	8
Mustafa Ceylan (TR)	8:2	139/153	0,908	1,388	7

The European Championships - Three Cushion Juniors (U25)

Results of the main tournaments

Matchpoints, Points/Innings, General Average, Best Game, High Run

1) Los Alcázares (ES) (17.-19.12.2021) (U 25)

30/40 Pts.

1. Ivan Mayor (ES)	12:2	248/227	1,092	2,500	10
2. Mustafa Muhemmed Kilic (TR)	12:2	234/271	0,863	1,200	6
3. Stef van Hees (BE)	10:2	203/200	1,015	1,363	8
Nikolaus Kogelbauer (AT)	10:2	187/200	0,935	1,153	7

2) Antalya (TR) (8.-10.4.2023) (U 25)

30/40 Pts.

1. Burak Hashas (TR)	12:0	220/159	1,383	1,666	7
2. Nikolaus Kogelbauer (AT)	10:2	200/161	1,242	1,666	9
3. Alessio d'Agata (IT)	8:2	178/154	1,155	1,666	8
Seymen Ozbas (TR)	8:2	166/143	1,160	2,000	7

3) Salamina (GR) (26.-28.4.2024) (U 25)

30/40 Pts.

1. Burak Hashas (TR)	12:0	220/138	1,594	2,500	11
2. Maxime Panaia (FR)	8:4	197/151	1,304	1,666	7
3. Alessio d'Agata (IT)	8:2	176/131	1,343	2,142	14
Seymen Ozbas (TR)	6:4	159/123	1,292	1,500	8

© Copyright by

