

The European Champions - Cadre 71/2

Dieter Haase



P. van de Pol (NL)



J. Domingo (ES)



C. van Hassel (BE)



W. Lütgehetmann (DE)




S. Orti Velez (ES)



J. Galvez (ES)



E. Wafflard (BE)



L. Boulanger (BE)



R. Ceulemans (BE)



H. Scholte (NL)



J. Marty (FR)



L. Dielis (BE)




F. Connesson (FR)



F. Stenzel (AT)



D. Müller (DE)



C. van der Smissen (NL)



J. Arnouts (NL)



F. Grethen (LU)




S. Horvath (AT)



F. Caudron (BE)



P. de Backer (BE)



H. Tilleman (NL)



M. Hinkl (AT)




T. Nockemann (DE)



P. Niessen (BE)



X. Gretilat (CH)



E. Mata (ES)



R. Swertz (NL)



R. Cuenca (ES)



W. Gerimont (FR)



M. Faus (CZ)

The European Championships - Cadre 71/2

Results of the main tournaments

Matchpoints, (Setpoints), Points/Innings, General Average, Best Game, (Best Set), High Run

1) Amsterdam (NL) (17.-20.4.1947)

300 Pts.

1. Piet van de Pol (NL)	14:0	2100/142	14,78	50,00	179
2. Piet de Leeuw (NL)	12:2	1973/122	16,17	33,33	202
3. Clément van Hassel (BE)	10:4	1774/110	16,12	25,00	144

2) Paris (FR) (8.-12.4.1948)

300 Pts.

1. Piet van de Pol (NL)	16:2	2669/141	18,92	27,27	140
2. René Vingerhoedt (BE)	12:6	2472/135	18,31	33,33	169
3. Alfredo Ferraz (PT)	12:6	2401/160	15,00	21,42	79

3) Paris (FR) (10.-14.3.1949)

300 Pts.

1. Joaquin Domingo (ES)	16:2	2631/152	17,30	23,07	121
2. Piet van de Pol (NL)	13:5	2584/157	16,45	25,00	132
3. René Vingerhoedt (BE)	12:6	2198/155	14,18	37,50	135

4) Liege (BE) (5.-8.1.1950)

300 Pts.

1. Clément van Hassel (BE)	10:4	1983/101	19,63	50,00	130
2. Piet van de Pol (NL)	10:4	1973/114	17,30	42,85	113
3. René Vingerhoedt (BE)	9:5	1848/94	19,65	33,33	113

5) Huelva (ES) (12.-15.4.1951)

300 Pts.

1. Piet van de Pol (NL)	12:0	1800/83	21,68	33,33	167
2. Clément van Hassel (BE)	8:4	1595/109	14,63	33,33	88
3. René Vingerhoedt (BE)	6:6	1561/108	14,45	20,00	127

6) Mulhouse (FR) (14.-17.2.1952)

300 Pts.

1. Walter Lütgehetmann (DE)	14:0	2100/102	20,58	42,85	138
2. Piet van de Pol (NL)	12:2	2031/89	22,82	50,00	140
3. Joseph Vervest (BE)	10:4	1997/133	15,01	30,00	136

7) Viersen (DE) (5.-8.2.1953)

300 Pts.

1. Walter Lütgehetmann (DE)	15:1	2400/99	24,24	75,00	174
2. Piet van de Pol (NL)	13:3	2352/127	18,51	25,00	147
3. Clément van Hassel (BE)	12:4	2292/110	20,83	27,27	105

8) Bruxelles (BE) (14.-17.1.1954)

300 Pts.

1. Clément van Hassel (BE)	12:2	1925/110	17,50	21,42	147
2. René Vingerhoedt (BE)	10:4	1941/94	20,64	33,33	137
3. Walter Lütgehetmann (DE)	10:4	2068/110	18,80	30,00	111

9) Barcelona (ES) (10.-13.3.1955)

300 Pts.

1. Salvador Orti Vélez (ES)	12:2	2054/178	11,53	15,78	98
2. Joaquin Domingo (ES)	12:2	2096/180	11,64	16,66	103
3. Rafael Garcia (ES)	8:6	1944/186	10,45	23,07	61

10) Liege (BE) (15.-18.3.1956)

300 Pts.

1. Piet van de Pol (NL)	11:3	1850/120	15,41	25,00	169
2. Walter Lütgehetmann (DE)	10:4	1998/94	21,25	33,33	117
3. Emile Wafflard (BE)	8:6	1833/79	23,20	42,85	150

11) Thionville (FR) (14.-17.2.1957)

300 Pts.

1. José Gálvez (ES)	11:3	1992/177	11,25	27,27	97
2. Louis Chassereau (FR)	11:3	2015/205	9,82	17,64	115
3. Jean Galmiche (FR)	10:4	2046/176	11,62	21,42	97

12) Mönchengladbach (DE) (21.-24.3.1957)

300 Pts.

1. Emile Wafflard (BE)	10:4	1792/73	24,54	100,00	165
2. Walter Lütgehetmann (DE)	10:4	1906/89	21,41	30,00	159
3. Henk Scholte (NL)	8:6	1820/88	20,68	30,00	145

13) Arnheim (NL) (28.2.-3.3.1958)

300 Pts.

1. Emile Wafflard (BE)	14:0	2100/83	25,30	33,33	129
2. Walter Lütgehetmann (DE)	12:2	2057/66	31,16	60,00	202
3. Joseph Vervest (BE)	10:4	1906/101	18,87	23,07	112

14) Bruxelles (BE) (12.-15.2.1959)

300 Pts.

1. Emile Wafflard (BE)	12:2	1963/68	28,86	100,00	196
2. Joseph Vervest (BE)	10:4	2029/90	22,54	60,00	115
3. Siegfried Spielmann (DE)	10:4	2017/107	18,85	27,27	201

15) Murcia (ES) 6.-9.4.1960)

300 Pts.

1. Emile Wafflard (BE)	14:0	2100/77	27,27	100,00	224
2. René Vingerhoedt (BE)	10:4	1801/84	21,44	50,00	146
3. Martinus Wijnen (NL)	10:4	1837/108	17,00	30,00	169

16) Thionville (FR) (19.-22.1.1961)

300 Pts.

1. Laurent Boulanger (BE)	14:0	2100/133	15,78	23,07	129
2. Walter Lütgehetmann (DE)	12:2	2002/124	16,14	30,00	83
3. Antoine Schrauwen (BE)	9:5	1746/149	11,71	16,66	85

17) Ostende (BE) (31.5.-3.6.1962)

300 Pts.

1. Laurent Boulanger (BE)	12:2	2037/74	27,52	60,00	171
2. Henk Scholte (NL)	12:2	2004/70	28,62	60,00	141
3. Joseph Vervest (BE)	10:4	1934/98	19,73	42,85	187

18) Den Helder (NL) (27.2.-3.3.1963)

300 Pts.

1. Raymond Ceulemans (BE)	14:2	2328/100	23,28	33,33	106
2. Henk Scholte (NL)	14:2	2376/128	18,56	27,27	136
3. Martinus Wijnen (NL)	10:6	2075/108	19,39	27,27	145

19) Spa (BE) (30.4.-3.5.1964)

300 Pts.

1. José Gálvez (ES)	13:1	2100/109	19,26	42,85	159
2. Raymond Ceulemans (BE)	12:2	2100/63	33,33	42,85	179
3. Walter Lütgehetmann (DE)	10:4	1895/109	17,38	42,85	158

20) Thionville (FR) (25.-28.2.1965)

300 Pts.

1. Henk Scholte (NL)	14:0	2100/85	24,70	75,00	144
2. Siegfried Spielmann (DE)	10:4	1814/80	22,67	75,00	178
3. Johann Scherz (AT)	8:6	1685/73	23,08	50,00	137

21) Tournai (BE) (2.-5.6.1966)

300 Pts.

1. Raymond Ceulemans (BE)	13:1	2100/39	53,84	100,00	230
2. Jean Marty (FR)	10:4	1908/41	46,53	100,00	296
3. Antoine Schrauwen (BE)	8:6	1722/34	50,64	75,00	180

22) Heerlen (NL) (16.-19.3.1967)

300 Pts.

1. Jean Marty (FR)	12:2	1910/39	48,97	300,00	300
2. Raymond Ceulemans (BE)	11:3	1965/73	26,91	75,00	159
3. Martinus Wijnen (NL)	8:6	1796/59	30,44	50,00	206

23) Tarragona (ES) (18.-21.9.1968)

300 Pts.

1. Raymond Ceulemans (BE)	14:0	2100/71	29,57	42,85	206
2. Jean Marty (FR)	10:4	1899/57	33,31	100,00	174
3. Johann Scherz (AT)	10:4	1993/107	18,62	33,33	92

24) Roubaix (FR) (23.-26.10.1969)					300 Pts.
1. Jean Marty (FR)	14:0	2100/31	67,74	300,00	300
2. Raymond Ceulemans (BE)	12:2	2089/33	63,30	300,00	300
3. Roland Dufetelle (FR)	8:6	1612/52	31,00	75,00	131

25) Valkenburg (NL) (29.4.-2.5.1971)					300 Pts.
1. Raymond Ceulemans (BE)	12:2	2066/36	57,38	150,00	283
2. Leo Corin (BE)	12:2	1866/67	27,85	42,85	175
3. José Gálvez (ES)	9:5	1876/53	35,39	60,00	179

26) Castellon (ES) (8.-11.3.1973)					300 Pts.
1. Ludo Dielis (BE)	12:2	2018/49	41,18	75,00	168
2. Hans Vultink (NL)	12:2	1851/73	25,35	42,85	192
3. Francis Connesson (FR)	10:4	1935/60	32,25	50,00	192

27) Heeswijk-Dinther (NL) (18.-21.4.1974)					300 Pts.
1. Francis Connesson (FR)	12:2	2064/48	43,00	75,00	274
2. Ludo Dielis (BE)	10:4	1739/43	40,44	100,00	279
3. Jean Bessems (NL)	10:4	1873/56	33,44	75,00	210

28) Essen (DE) (7.-9.3.1975)					300 Pts.
1. Francis Connesson (FR)	12:0	1800/36	50,00	100,00	248
2. Dieter Müller (DE)	6:6	1342/29	46,27	60,00	251
3. Raymond Ceulemans (BE)	10:2	1694/48	35,29	150,00	296

29) Toulouse (FR) (29.1.-1.2.1976)					300 Pts.
1. Franz Stenzel (AT)	14:0	2100/57	36,84	75,00	186
2. Francis Connesson (FR)	10:4	1961/48	40,85	60,00	226
3. Dieter Müller (DE)	10:4	1859/49	37,93	100,00	193

30) Terneuzen (NL) (13.-16.1.1977)					300 Pts.
1. Dieter Müller (DE)	13:1	2100/36	58,33	100,00	287
2. Franz Stenzel (AT)	11:3	2083/63	33,06	100,00	164
3. Leo Corin (BE)	8:6	1866/59	31,62	60,00	159

31) Straßburg (FR) (16.-19.3.1978)					300 Pts.
1. Dieter Müller (DE)	13:1	2100/22	95,45	150,00	300
2. Francis Connesson (FR)	11:3	2055/29	70,86	150,00	294
3. Klaus Hose (DE)	10:4	1745/28	62,32	150,00	300

32) Quierschied (DE) (30.11.-3.12.1978)						300 Pts.	
1. Raymond Ceulemans (BE)	12:2	1963/39	50,33	150,00	204		
2. Francis Connesson (FR)	10:4	1611/35	46,02	100,00	225		
3. Dieter Müller (DE)	10:4	1695/37	45,81	150,00	296		
33) Torhout (BE) (15.-18.11.1979)						300 Pts.	
1. Francis Connesson (FR)	10:2	1647/28	58,82	150,00	286		
2. Hans Vultink (NL)	10:2	1724/32	53,87	75,00	199		
3. Dieter Müller (DE)	9:3	1764/39	45,23	150,00	298		
34) Dudelange (LU) (25.-28.2.1982)						300 Pts.	
1. Christ van der Smissen (NL)	12:2	2083/52	40,05	150,00	269		
2. Fonsy Grethen (LU)	12:2	1937/58	33,39	100,00	191		
3. Willy Wesenbeek (BE)	10:4	1964/66	29,75	100,00	258		
35) Marseille (FR) (2.-5.12.1982)						300 Pts.	
1. Jan Arnouts (NL)	11:1	1800/44	40,90	100,00	209		
2. Franz Stenzel (AT)	9:3	1751/36	48,63	100,00	229		
3. Christ van der Smissen (NL)	8:4	1554/45	34,53	50,00	168		
36) Erkelenz (DE) (22.-24.2.1985)						250 Pts.	
1. Fonsy Grethen (LU)	10:2	1298/31	41,87	62,50	161		
2. Franz Stenzel (AT)	8:4	1153/32	36,03	125,00	163		
3. Wolfgang Zenkner (DE)	10:2	1423/50	28,46	50,00	186		
37) Mollerusa (ES) (26.-29.3.1987)						250 Pts.	
1. Fonsy Grethen (LU)	12:0	1500/22	68,18	83,33	174		
2. Franz Stenzel (AT)	10:2	1408/31	45,41	83,33	250		
3. Jos Bongers (NL)	8:4	1369/38	36,02	62,50	139		
38) Wijchen (NL) (12.-16.4.1989)						250 Pts.	
1. Stephan Horvath (AT)	12:2	1660/48	34,58	83,33	196		
2. Wolfgang Zenkner (DE)	10:4	1457/39	37,35	125,00	236		
3. Frédéric Caudron (BE)	11:3	1659/33	50,27	125,00	237		
39) Luxemburg (LU) (4.-8.4.1990)						Sets à 60 Pts.	
1. Fonsy Grethen (LU)	8:0	10:2	525/21	25,00	40,00	60,00	60
2. Frédéric Caudron (BE)	6:2	9:3	474/14	33,85	60,00	60,00	60
3. Fabian Blondeel (DE)	10:2	12:6	712/24	29,66	40,00	60,00	60

40) De Haan (BE) (20.-24.3.1991)

Sets à 75 Pts.

1. Frédéric Caudron (BE)	8:0	10:2	699/17	41,11	67,66	75,00	75
2. Franz Stenzel (AT)	6:2	9:3	637/19	33,52	75,00	75,00	75
3. Fabian Blondeel (DE)	8:2	9:6	875/28	31,25	45,00	75,00	75

41) Hooglede-Gits (BE) (8.-12.4.1992)

Sets à 75 Pts.

1. Stephan Horvath (AT)	8:0	17:7	725/24	30,20	42,50	75,00	75
2. Peter de Backer (BE)	6:2	14:8	665/19	35,00	37,50	75,00	75
3. Fabian Blondeel (DE)	8:2	19:9	794/28	28,35	37,50	75,00	75

42) Ieper (BE) (31.3. - 4.4.1993)

Sets à 100 Pts.

1. Peter de Backer (BE)	8:0	17:3	919/30	30,63	66,66	100,00	100
2. Rafael Garcia (ES)	6:2	12:4	628/38	16,52	33,33	100,00	100
3. Martin Horn (DE)	10:2	20:10	1235/44	28,06	66,66	100,00	100

43) Brno (CZ) (1.-4.5.1997)

250 Pts.

1. Henri Tilleman (NL)	7:3		1218/40	30,45	62,50		144
2. Fonsy Grethen (LU)	7:3		1112/25	44,48	250,00		250
3. Louis Edelin (FR)	4:4		793/13	61,00	83,33		170
Patrick Niessen (BE)	4:4		726/16	45,37	83,33		161

44) Ronchin (FR) (29.10.-2.11.1997)

250 Pts.

1. Michael Hiki (AT)	8:2		1099/29	37,89	125,00		180
2. Patrick Niessen (BE)	6:4		862/30	28,73	62,50		159
3. Fabian Blondeel (DE)	5:3		798/25	31,92	83,33		190
Ad Klijn (NL)	3:5		830/34	24,41	35,71		172

45) Ronchin (FR) (28.10.-1.11.1998)

250 Pts.

1. Fonsy Grethen (LU)	8:2		1175/20	58,75	125,00		187
2. Ad Klijn (NL)	6:4		1023/38	26,92	35,71		127
3. Michel van Silfhout (NL)	4:4		844/19	44,42	125,00		187
Michael Hiki (AT)	4:4		761/22	34,59	50,00		155

46) Ronchin (FR) (3.-7.11.1999)

250 Pts.

1. Thomas Nockemann (DE)	7:3		1060/22	48,18	62,50		202
2. Fonsy Grethen (LU)	8:2		1227/19	64,57	83,33		205
3. Patrick Niessen (BE)	6:2		949/16	59,31	250,00		250
Rafael Garcia (ES)	2:6		673/13	51,76	62,50		228

47) Aalten (NL) (4.-8.4.2001)					250 Pts.
1. Thomas Nockemann (DE)	8:2	1231/24	51,29	83,33	207
2. Henri Tilleman (NL)	6:4	1014/22	46,09	62,50	139
3. Fabian Blondeel (DE)	6:2	942/12	78,50	125,00	189
Michel van Silfhout (NL)	6:2	818/30	27,26	62,50	175

48) Ronchin (FR) (31.10.-4.11.2001)					250 Pts.
1. Patrick Niessen (BE)	10:0	1250/30	41,66	125,00	247
2. Thomas Nockemann (DE)	5:5	993/43	23,09	50,00	100
3. Dave Christiani (NL)	5:3	916/22	41,43	125,00	250
Fabian Blondeel (DE)	5:3	751/20	37,55	125,00	169

49) Ronchin (FR) (30.10.-3.11.2002)					250 Pts.
1. Patrick Niessen (BE)	9:1	1250/33	37,87	250,00	250
2. Arnim Kahofer (AT)	8:2	1237/25	49,48	83,33	170
3. Michel van Silfhout (NL)	4:4	708/24	29,50	83,33	141
Xavier Carrer (FR)	3:5	629/23	27,34	125,00	167

50) Winschoten (NL) (9.-13.6.2004)					250 Pts.
1. Patrick Niessen (BE)	10:0	1250/17	73,52	250,00	250
2. Louis Edelin (FR)	8:2	1208/21	57,52	125,00	208
3. Xavier Gretillat (CH)	4:4	684/13	52,61	125,00	176
Wiljan van den Heuvel (NL)	4:4	686/23	29,82	62,50	169

51) Cervera (ES) (4.-8.5.2005)					250 Pts.
1. Patrick Niessen (BE)	9:1	1250/25	50,00	125,00	216
2. Esteve Mata (ES)	5:5	1058/39	29,38	50,00	100
3. Marek Faus (CZ)	6:2	799/34	23,50	62,50	213
Rafael Garcia (ES)	4:4	700/40	17,50	125,00	131

52) Ecully (FR) (7.-11.6.2006)					250 Pts.
1. Henri Tilleman (NL)	8:2	1061/33	32,15	50,00	240
2. Patrick Niessen (BE)	6:4	1010/29	34,82	83,33	167
3. Arnim Kahofer (AT)	6:2	905/23	39,34	83,33	192
Louis Edelin (FR)	6:2	856/33	25,93	62,50	228

53) Athen (GR) (8.-13.5.2007)					250 Pts.
1. Xavier Gretillat (CH)	8:2	1010/29	34,82	62,50	216
2. Patrick Niessen (BE)	6:4	996/19	52,42	250,00	250
3. Mikael Devogelaere (FR)	6:2	962/27	35,62	62,50	164
Raúl Cuenca (ES)	2:6	663/21	31,57	31,25	93

54) Domburg (NL) (26.11.-2.12.2007)

250 Pts.

1.	Henri Tilleman (NL)	13:1	1750/38	46,05	83,33	214
2.	Marek Faus (CZ)	10:4	1654/45	36,75	62,50	155
3.	Xavier Gretillat (CH)	10:2	1365/25	54,60	125,00	247
	Raúl Cuenca (ES)	10:2	1361/55	24,74	62,50	132

55) Herten (DE) (7.-13.9.2009)

200/250 Pts.

1.	Esteve Mata (ES)	13:1	1750/38	34,04	50,00	127
2.	Marek Faus (CZ)	10:4	1542/43	35,86	62,50	206
3.	Patrick Niessen (BE)	10:2	1350/21	64,28	125,00	204
	Peter Volleberg (NL)	8:4	1181/41	28,80	62,50	138

56) Brandenburg (DE) (20.-21.4.2013)

200 Pts.

1.	Raymund Swertz (NL)	10:0	1000/25	40,00	100,00	199
2.	Marek Faus (CZ)	8:2	819/22	37,22	50,00	191
3.	Henri Tilleman (NL)	6:2	720/31	23,22	25,00	160
	Nikolaos Gerassimopoulos (GR)	6:2	722/47	15,36	33,33	86

57) Brandenburg (DE) (1.-3.5.2015)

150/200 Pts.

1.	Raymund Swertz (NL)	10:0	900/22	40,90	200,00	200
2.	Dave Christiani (NL)	8:2	796/16	49,75	200,00	200
3.	Thomas Nockemann (DE)	6:2	508/11	46,18	75,00	194
	Raúl Cuenca (ES)	6:2	635/17	37,52	50,00	142

58) Brandenburg (DE) (5.-6.5.2017)

150/200 Pts.

1.	Raúl Cuenca (ES)	10:0	900/19	47,36	200,00	200
2.	Dave Christiani (NL)	8:2	708/26	27,23	100,00	189
3.	Arnim Kahofer (AT)	6:2	663/15	44,20	75,00	142
	Esteve Mata (ES)	6:2	536/20	26,80	150,00	150

59) Brandenburg (DE) (25.-27.4.2019)

150/200 Pts.

1.	Raymund Swertz (NL)	10:0	900/18	50,00	150,00	150
2.	Sven Daske (DE)	8:2	767/25	23,24	33,33	134
3.	Michel van Silfhout (NL)	6:2	644/15	25,76	50,00	117
	Marek Faus (CZ)	5:3	630/24	26,25	100,00	196

60) Montbrison (FR) (3.-6.6.2022)

150/200 Pts.

1.	Willy Gerimont (FR)	10:0	900/42	21,42	50,00	160
2.	Patrick Niessen (BE)	8:2	900/37	24,32	50,00	137
3.	Gert Jan Veldhuizen (NL)	6:2	662/21	31,52	50,00	105
	Olivier Careaux (FR)	6:2	560/33	16,96	20,00	112

61) Antalya (TR) (12.-13.4.2023)

150/200 Pts.

1. Marek Faus (CZ)	10:0	900/32	28,12	50,00	180
2. Willy Gerimont (FR)	8:2	871/39	22,33	100,00	156
3. Michel van Silfhout (NL)	6:2	654/17	38,47	66,66	118
Micha van Bochem (NL)	6:2	648/48	13,50	33,33	108

62) Cervera (ES) (4.-5.5.2024)

150/200 Pts.

1. Raymund Swertz (NL)	12:0	1050/28	37,50	200,00	200
2. Patrick Niessen (BE)	8:4	873/32	27,28	37,50	99
3. Benoit Legros (FR)	8:2	662/20	33,10	200,00	200
Esteve Mata (ES)	8:2	824/28	29,42	50,00	142

© Copyright by

